



**HTL - 10736**

2.5EL1VSA + SQC + 1.25NA + STA + 1.25ER1V,  
Adjustable Backrest (Default Leg)



Footrest  
Open





**HTL - 10736**

2.5EL1VSA + SQC + 1.25NA + 1.25COUR,  
Adjustable Backrest (Default Leg)



Footrest  
Open





**HTL - 10736** 2EL1VA + C8 + 2ER1VA, Adustable Backrest (Default Leg)



Footrest Open





**HTL - 10736** 2.5EL1VSA + 1.25COUR, Adustable Backrest (Default Leg)



Footrest Open







**HTL - 10736** 2.5S2VA, Adustable Backrest (Default Leg)



Footrest Open





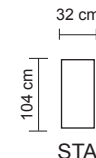
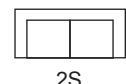
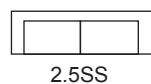
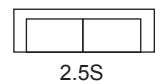
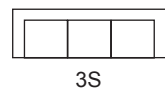
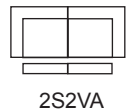
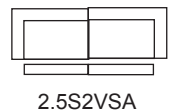
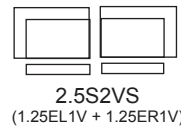
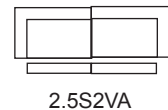
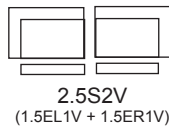
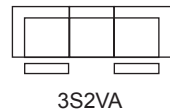
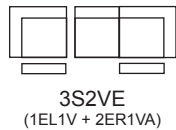
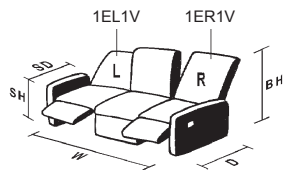
**HTL - 10736** 2.5S, Adustable Backrest (Default Leg)



**DIMENSION**

Configuration	Width		Depth		Seat Depth		Back Height		Seat Height		Weight		Volume	
	cm	inch	cm	inch	cm	inch	cm	inch	cm	inch	kg	lb	m <sup>3</sup>	ft <sup>3</sup>
3S2VA, 3S2VE	234	92	104 - 148	41 - 58	56	22	77 - 99	30 - 39	46	18	121	267	1.87	66.18
2.5S2V, 2.5S2VA	218	86	104 - 148	41 - 58	56	22	77 - 99	30 - 39	46	18	112	247	1.75	61.65
2.5S2VS, 2.5S2VSA	202	80	104 - 148	41 - 58	56	22	77 - 99	30 - 39	46	18	104	230	1.62	57.13
2S2VA	174	69	104 - 148	41 - 58	56	22	77 - 99	30 - 39	46	18	89	197	1.39	49.21
1S1V	106	42	104 - 148	41 - 58	56	22	77 - 99	30 - 39	46	18	54	119	0.85	29.98
2.5EL1VA, 2.5ER1VA	192	76	104 - 148	41 - 58	56	22	77 - 99	30 - 39	46	18	79	174	1.54	54.30
2.5EL1VSA, 2.5ER1VSA	176	69	104 - 148	41 - 58	56	22	77 - 99	30 - 39	46	18	75	166	1.41	49.77
2EL1VA, 2ER1VA	147	58	104 - 148	41 - 58	56	22	77 - 99	30 - 39	46	18	69	152	1.18	41.57
1.5EL1V, 1.5ER1V	109	43	104 - 148	41 - 58	56	22	77 - 99	30 - 39	46	18	56	124	0.87	30.83
1.25EL1V, 1.25ER1V	101	40	104 - 148	41 - 58	56	22	77 - 99	30 - 39	46	18	52	115	0.81	28.56
1EL1V, 1ER1V	87	34	104 - 148	41 - 58	56	22	77 - 99	30 - 39	46	18	45	100	0.70	24.60
1.5NA1V	83	33	104 - 148	41 - 58	56	22	77 - 99	30 - 39	46	18	43	95	0.66	23.47
1.25NA1V	75	30	104 - 148	41 - 58	56	22	77 - 99	30 - 39	46	18	39	86	0.60	21.21
1NA1V	60	24	104 - 148	41 - 58	56	22	77 - 99	30 - 39	46	18	31	69	0.48	16.97
2.5EL, 2.5ER	192	76	104	41	56	22	77 - 99	30 - 39	46	18	63	140	1.54	54.30
2.5ELS, 2.5ERS	176	69	104	41	56	22	77 - 99	30 - 39	46	18	58	129	1.41	49.77
2EL, 2ER	147	58	104	41	56	22	77 - 99	30 - 39	46	18	49	107	1.18	41.57
1.5EL, 1.5ER	109	43	104	41	56	22	77 - 99	30 - 39	46	18	36	80	0.87	30.83
1.25EL, 1.25ER	101	40	104	41	56	22	77 - 99	30 - 39	46	18	33	74	0.81	28.56
1EL, 1ER	87	34	104	41	56	22	77 - 99	30 - 39	46	18	29	64	0.70	24.60
1.5NA	83	33	104	41	56	22	77 - 99	30 - 39	46	18	27	60	0.66	23.47
1.25NA	75	30	104	41	56	22	77 - 99	30 - 39	46	18	24	54	0.60	21.21
1NA	60	24	104	41	56	22	77 - 99	30 - 39	46	18	20	43	0.48	16.97
STA	32	13	104	41	-	-	77	30	-	-	14	31	0.26	9.05
SQC	104	41	104	41	-	-	77 - 99	30 - 39	46	18	47	104	0.83	29.41
C12	122	48	122	48	-	-	77 - 99	30 - 39	46	18	40	89	1.15	40.47
C8	110	43	110	43	-	-	77 - 99	30 - 39	46	18	37	82	0.93	32.90
1.25COUL, 1.25COUR	101	40	167	66	116	46	77 - 99	30 - 39	46	18	50	111	1.30	45.87
3S	234	92	104	41	56	22	77 - 99	30 - 39	46	18	78	172	1.87	66.18
2.5S	218	86	104	41	56	22	77 - 99	30 - 39	46	18	72	160	1.75	61.65
2.5SS	202	80	104	41	56	22	77 - 99	30 - 39	46	18	67	148	1.62	57.13
2S	174	69	104	41	56	22	77 - 99	30 - 39	46	18	58	128	1.39	49.21
AC	106	42	104	41	56	22	77 - 99	30 - 39	46	18	35	78	0.85	29.98

\* STA : Non-adjustable backrest w/storage compartment and cup holders



**CONSTRUCTION**

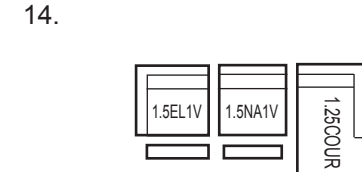
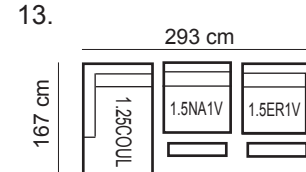
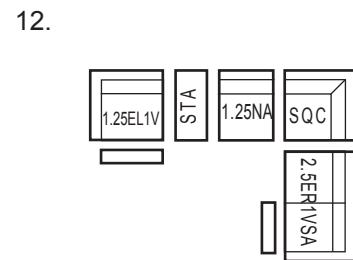
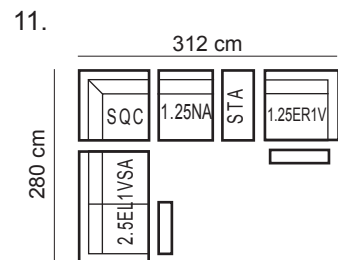
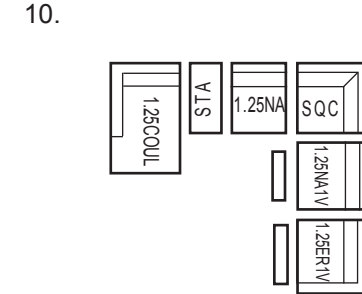
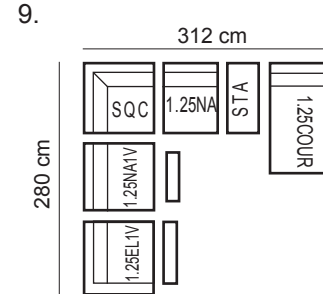
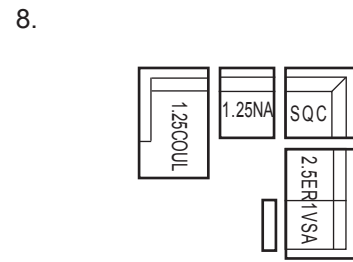
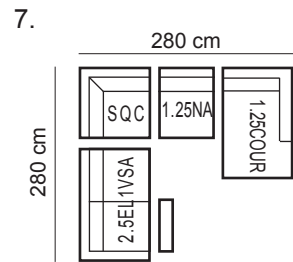
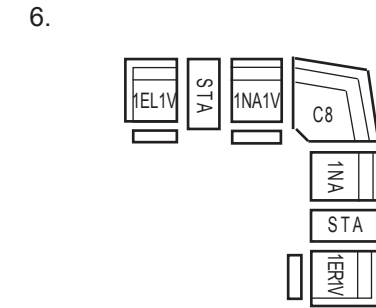
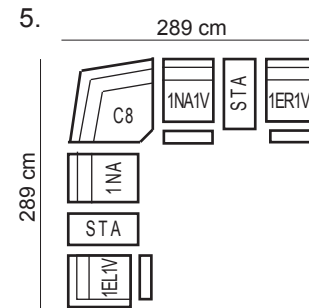
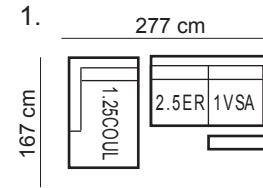
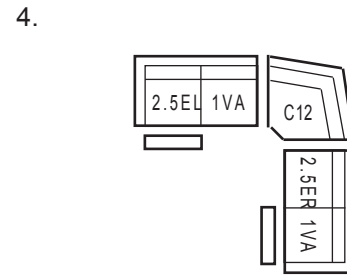
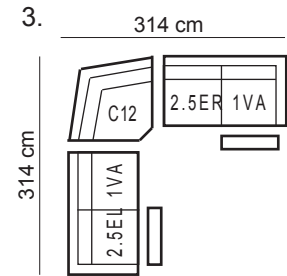
- ⇒ **SEAT** : No-sag Spring
  - ⇒ **BACK REST** : Rubber Webbing
  - ⇒ **SOFA LEGS** (front & rear) :
  - ⇒ **SEAT CUSHION** : D/38S + D/29
  - ⇒ **BACK REST CUSHION** : D/22
- DEFAULT**
- code : MLG-401-11L / MLG-402-11L / MLG-406-11L / MLG-671-11L / PLG-068-01L / PLG-004-01L / PLG-071-01L
- material : Metal / Plastic
- height : 45mm (MLG-401/402/406/671-11L, PLG-071-01L)  
: 50mm (PLG-068-01L)  
: 15mm (PLG-004-01L)
- colour : 11 = Chrome / 01 = Black

**OPTIONAL**  
 WLG-738/738/784/833-27L (ht.45mm), PLG-068-01L (ht.50mm),  
 PLG-004-01L (ht.15mm), PLG-071-01L (ht.45mm)  
 Wooden, 27 = Wenge / Plastic, 01 = Black  
 BH = 77 - 99cm / SH = 46cm

\* Available in MANUAL (X), ELECTRIC (V), BATTERY (B) & ELECTRIC with USB Port (U) Versions

# HTL - 10736 # 3368

## COMBINATIONS





COMBINATIONS

